

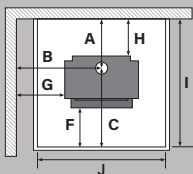


# Wee Rad - Leg

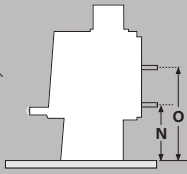
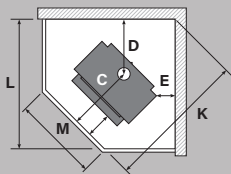
The Wee Rad Leg model features a clean burning firebox design that delivers a peak heat output of 15kW to warm your home. The generous door glass provides the perfect flame view to enjoy on those cold winter nights. The flat radiant cooktop offers ample space for both pots and kettles. This model can also be fitted with a wetback to assist with your water heating requirements.

	Clean air approved model
Heat output	15kW peak heat output
Heating area	Heat up to 150m <sup>2</sup> / 2-3 bedroom home
Finish	Metallic black high temperature paint
Wetback	Optional Side wetback
MfE#	130815 (DRY) / 130816 (WET)
Emission	0.62gms (DRY) / 0.68gms (WET)
Efficiency	70% (DRY) / 67% (WET)
SKU	200-0210

Wall clearances



Corner clearances



Minimum installation clearances with a Pioneer flue shield fitted (mm)

	A	B	C	D	E	F	G	H	I	J	K	L	M
	251	568	580	456	150	232	260	100	831	825	1225	1016	425
Model	Width		Depth		Height		N		O				
Dimensions	615mm		501mm		688mm		295mm		485mm				

Wee Rad (Leg) corner clearance (E) can be reduced to 120mm with Corner Wing Shields fitted. This also reduces clearances (D) to 426mm, (K) to 1185mm and (L) to 987mm. Specifications were correct at the time of printing but may alter and those detailed should be used only as a guide. If in doubt, please consult your local Metro Fires stockist. Peak heat outputs (kW) are based on the NZHHA test method using dry pine with testing undertaken by independent International Accredited New Zealand (IANZ) testing facilities.

